

# A demographic view on the active black hole growth history out to $z=2$

Andreas Schulze

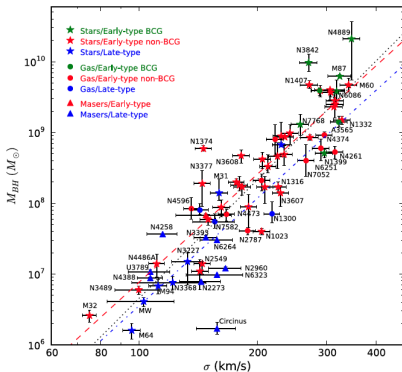
Kavli Institute for the Physics and Mathematics of the Universe (Kavli IPMU)  
The University of Tokyo

Subaru Seminar, Hilo Base Facility, Hawaii  
19.05.2015



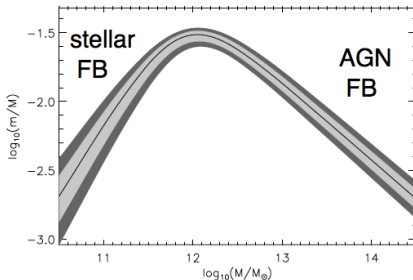
# Black hole - galaxy coevolution

$M_{\bullet} - \sigma_{*}$  relation



McConnell & Ma (2013)

AGN Feedback required to shut off SF in massive galaxies



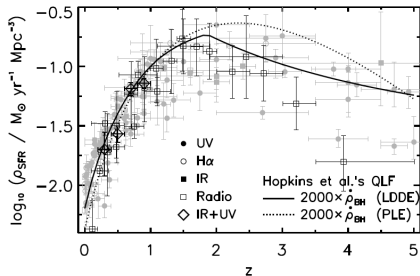
Moster et al. (2010)

$\Rightarrow M_{\bullet} - \sigma_{*}$ : AGN Feedback? Central limit? Both?

$\Rightarrow$  what effect has the black hole on its host galaxy?

# Black hole - galaxy coevolution

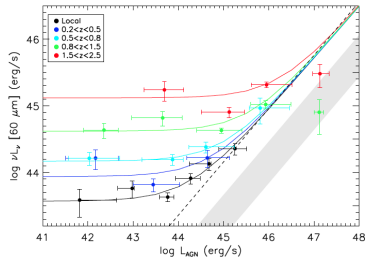
integrated cosmic BH accretion  
history parallel to SF history



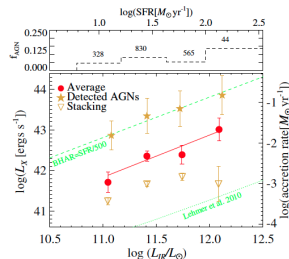
Zheng et al. (2009)

⇒ link between black hole  
growth and galaxy evolution

⇒ how are black holes  
growing?



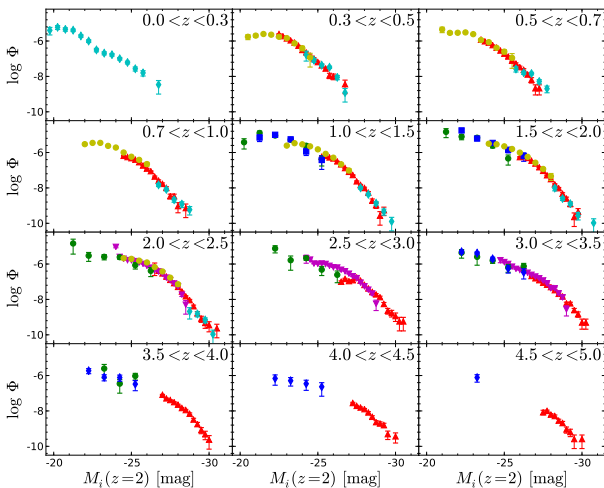
Rosario et al. (2012)



Chen et al. (2013)

# AGN demographics: The AGN LF

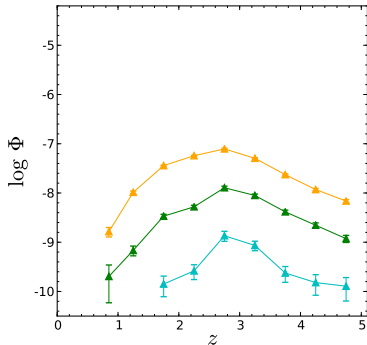
AGN Luminosity function is main demographic quantity



# AGN demographics: AGN LF evolution

AGN Luminosity function is main demographic quantity

- space density of bright QSOs peaks at  $z \approx 2 - 3$



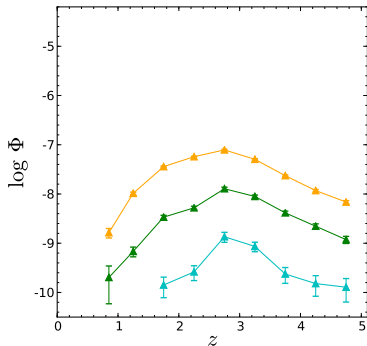
optical: SDSS (Richards et al. 2006)

# AGN demographics: AGN LF evolution

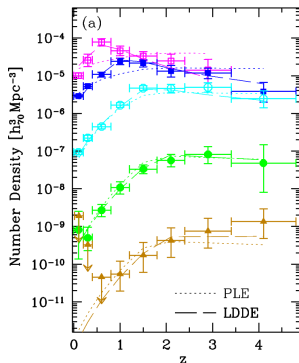
AGN Luminosity function is main demographic quantity

- space density of bright QSOs peaks at  $z \approx 2 - 3$
- peak is shifted towards lower  $z$  for fainter AGN

⇒ AGN cosmic downsizing



optical: SDSS (Richards et al. 2006)



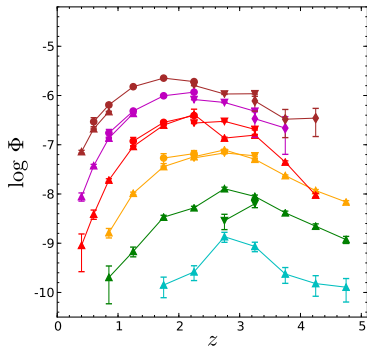
X-rays: Hasinger et. al (2005)

# AGN demographics: AGN LF evolution

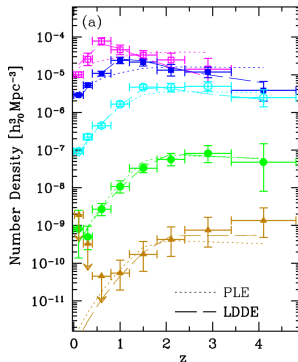
AGN Luminosity function is main demographic quantity

- space density of bright QSOs peaks at  $z \approx 2 - 3$
- peak is shifted towards lower  $z$  for fainter AGN

⇒ AGN cosmic downsizing



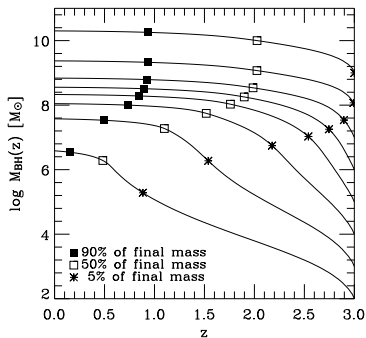
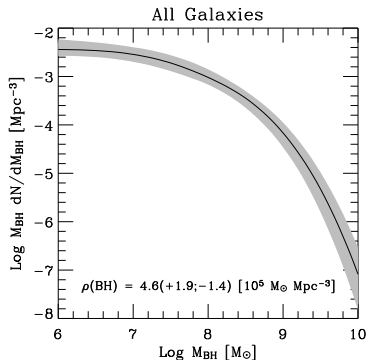
optical: various surveys



X-rays: Hasinger et. al (2005)

# Implications for BH growth

- BH mass density accreted during QSO phases = local BH mass density (Soltan argument)
  - most BH growth takes place in luminous AGN phase
- ⇒ AGN downsizing implies anti-hierarchical BH growth



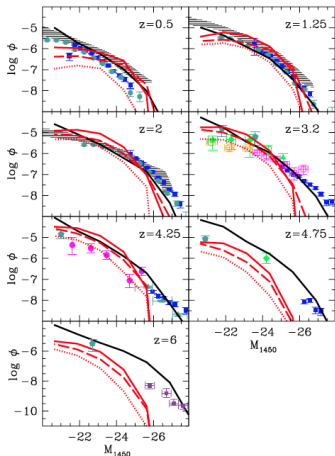
Marconi et. al (2004)



# Constraints on theoretical models

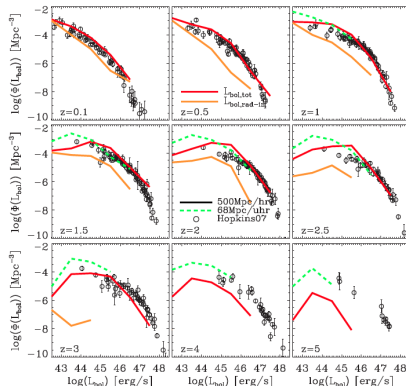
- SAMs & numerical simulations able to reproduce AGN LF and downsizing

## SAMs



Menci et. al (2014)

## Numerical simulations



Hirschmann et al. (2014)

# How can we trace black hole growth?

---

## Limitation of AGN LF:

Physical quantities of black holes:

- black hole mass  $M_{\bullet}$
- accretion rate / Eddington ratio  $\lambda = L_{\text{bol}}/L_{\text{Edd}}$

# How can we trace black hole growth?

## Limitation of AGN LF:

Physical quantities of black holes:

- black hole mass  $M_{\bullet}$
- accretion rate / Eddington ratio  $\lambda = L_{\text{bol}}/L_{\text{Edd}}$

$\Rightarrow L \propto \lambda M_{\bullet}$  implies degeneracy between  $M_{\bullet}$  and  $\lambda$

$\Rightarrow$  additional  $M_{\bullet}$  information able to break this degeneracy

# How can we trace black hole growth?

## Limitation of AGN LF:

Physical quantities of black holes:

- black hole mass  $M_{\bullet}$
- accretion rate / Eddington ratio  $\lambda = L_{\text{bol}}/L_{\text{Edd}}$

$\Rightarrow L \propto \lambda M_{\bullet}$  implies degeneracy between  $M_{\bullet}$  and  $\lambda$

$\Rightarrow$  additional  $M_{\bullet}$  information able to break this degeneracy

Active black hole mass function -  $\Phi_{\bullet}(M_{\bullet})$   
Eddington ratio distribution function -  $\Phi_{\lambda}(\lambda)$

- well-defined AGN sample
- black hole mass estimates

# Black hole masses for broad line AGN

---

- for virial motion in BLR:

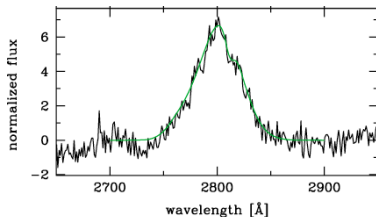
$$M_{\bullet} = f \frac{R_{\text{BLR}} \Delta V^2}{G}$$

# Black hole masses for broad line AGN

- for virial motion in BLR:

$$M_{\bullet} = f \frac{R_{\text{BLR}} \Delta V^2}{G}$$

- $\Delta V$  from broad line width



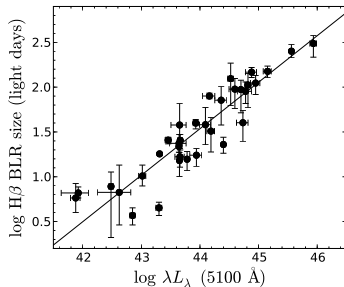
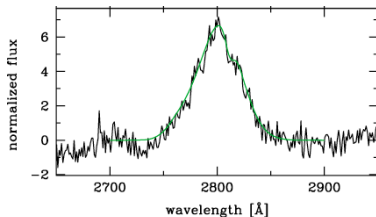
# Black hole masses for broad line AGN

- for virial motion in BLR:

$$M_{\bullet} = f \frac{R_{\text{BLR}} \Delta V^2}{G}$$

- $\Delta V$  from broad line width
- scaling relation between BLR size and continuum luminosity (via reverberation mapping)

$$R_{\text{BLR}} \propto L_{5100}^{0.5}$$



Bentz et al. (2009)

# Black hole masses for broad line AGN

- for virial motion in BLR:

$$M_{\bullet} = f \frac{R_{\text{BLR}} \Delta V^2}{G}$$

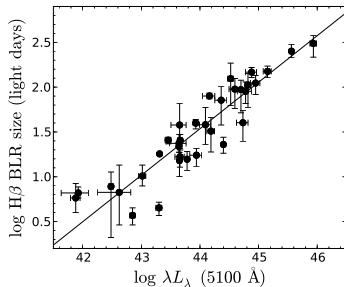
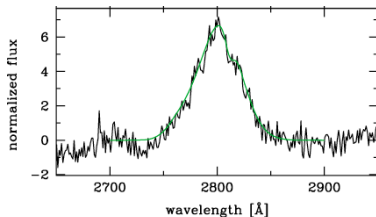
- $\Delta V$  from broad line width
- scaling relation between BLR size and continuum luminosity (via reverberation mapping)

$$R_{\text{BLR}} \propto L_{5100}^{0.5}$$

- estimate  $M_{\bullet}$  from spectrum

$$M_{\bullet} \propto L_{5100}^{0.5} \Delta V^2$$

⇒ feasible to estimate  $M_{\bullet}$  for large samples of broad line AGN out to high  $z$



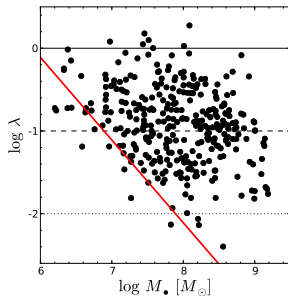
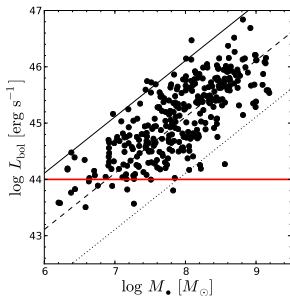
Bentz et al. (2009)



# What is an *active* black hole?

## define *active* BH:

- ⇒ active BHs limited to broad line AGN
- ⇒ luminosity limit poor criteria for BHMF (incompleteness at low mass by definition)
- ⇒ define **active** black hole by Eddington ratio limit
- ⇒ **active BH**: type-1 AGN with  $\log \lambda > -2$

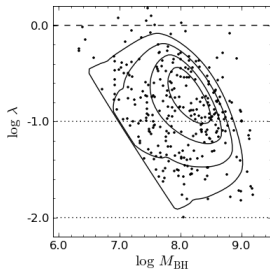


# The bivariate distribution function of BH mass and Eddington ratio

- **model DF via fitting of bivariate distribution function of  $M_{\bullet}$  and  $\lambda$** 
  - ⇒ Black hole mass function (BHMF) and Eddington ratio distribution function (ERDF) determined jointly by fitting probability distribution in  $M_{\bullet} - \lambda$ -plane
  - ⇒ via Maximum likelihood method (Schulze & Wisotzki 2010) or via Bayesian framework (Kelly et al. 2009)

## ML approach

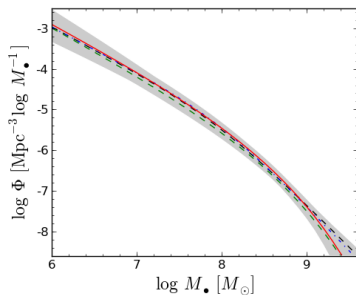
- BHMF
- + ERDF
- + survey selection function
- = probability distribution



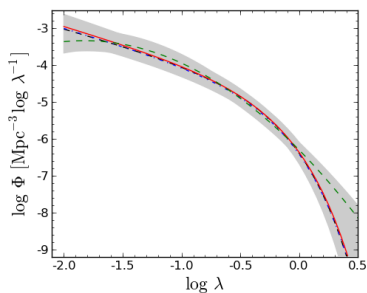
# The local active black hole mass function and Eddington ratio distribution function

## Local ( $z < 0.3$ ) BHMF and ERDF from the Hamburg/ESO Survey

Active black hole mass function



Eddington ratio distribution function

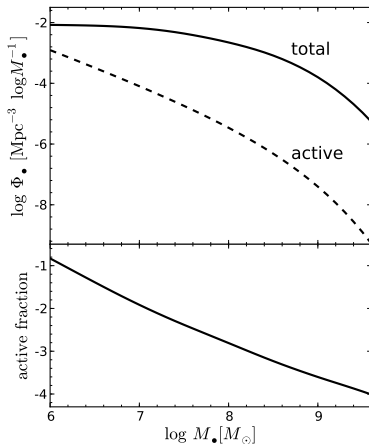


Schulze & Wisotzki (2010)

⇒ No evidence for downturn at low black hole mass or at low Eddington ratio

# Active fraction of local black holes

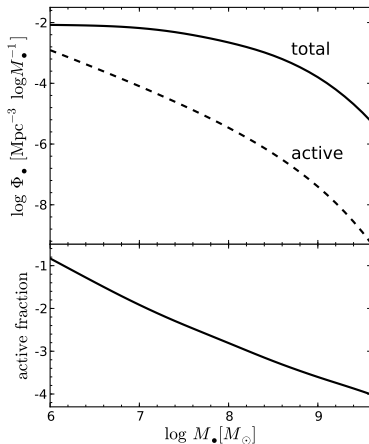
compare to quiescent BHMF of  
Marconi et al. 2004



# Active fraction of local black holes

compare to quiescent BHMF of Marconi et al. 2004

- significant decrease of active fraction toward higher  $M_{\bullet}$
- indication for cosmic downsizing in black hole mass

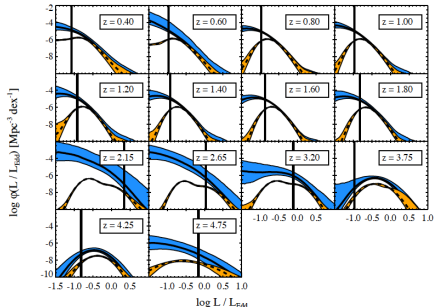
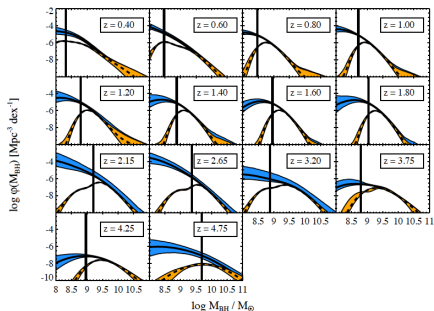


# Active BHMf and ERDF at higher redshifts

at  $z > 0.4$  BHMf and ERDF determined from SDSS QSO sample

⇒ evidence for black hole mass downsizing

⇒ only high mass end of BHMf, high  $\lambda$  end of ERDF



Kelly & Shen (2013)

# BH demographics from VVDS, zCOSMOS and SDSS

---

combine bright, large area surveys (**SDSS**) with deep, small area AGN surveys (**VVDS, zCOSMOS**)

**SDSS:**  $i < 19.1$   $\Omega_{\text{eff}} = 6248 \text{ deg}^2$

color selection

**VVDS:** wide:  $I_{\text{AB}} < 22.5$   $\Omega_{\text{eff}} = 4.5 \text{ deg}^2$

deep:  $I_{\text{AB}} < 24.0$   $\Omega_{\text{eff}} = 0.6 \text{ deg}^2$

random selection

**zCOSMOS:**  $I_{\text{AB}} < 22.5$   $\Omega_{\text{eff}} = 1.6 \text{ deg}^2$

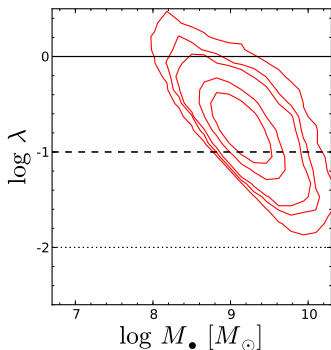
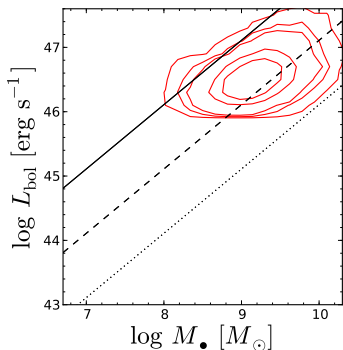
random + X-ray selection

# BH demographics from VVDS, zCOSMOS and SDSS

⇒  $1.1 < z < 2.1$

⇒ use MgII BH masses

⇒ SDSS:  $\sim 28000$  AGN





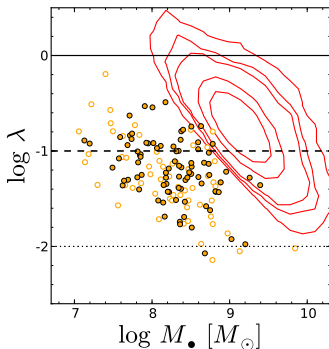
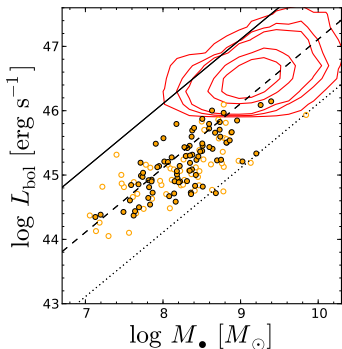
# BH demographics from VVDS, zCOSMOS and SDSS

⇒  $1.1 < z < 2.1$

⇒ use MgII BH masses

⇒ SDSS:  $\sim 28000$  AGN

⇒ VVDS: 86 + 61 AGN



# BH demographics from VVDS, zCOSMOS and SDSS

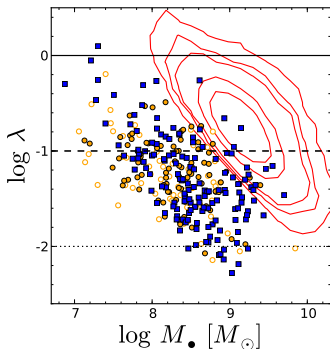
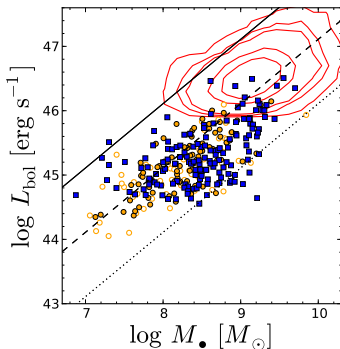
⇒  $1.1 < z < 2.1$

⇒ use MgII BH masses

⇒ SDSS:  $\sim 28000$  AGN

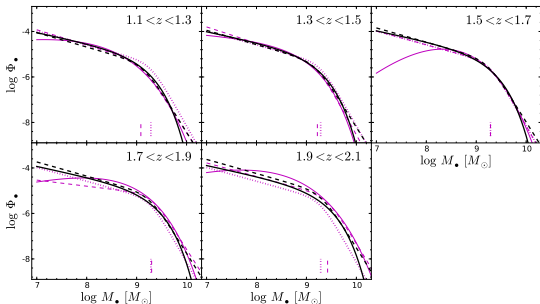
⇒ VVDS: 86 + 61 AGN

⇒ zCOSMOS: 145 AGN

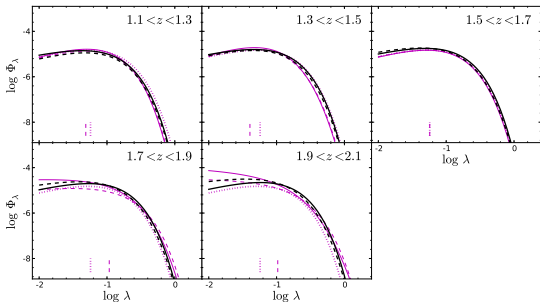


# Active black hole demographics at $1 < z < 2$

active black hole  
mass function

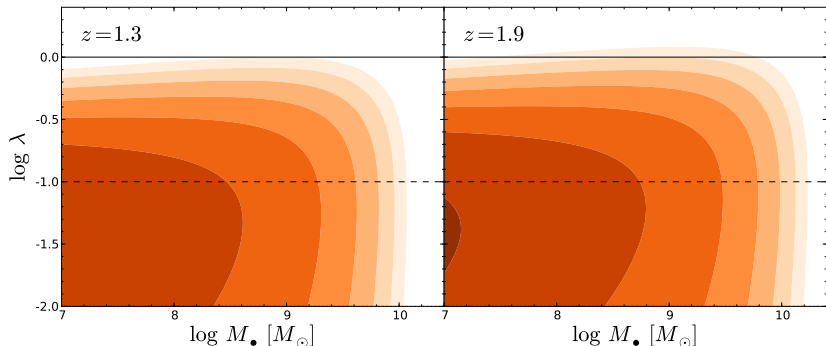


Eddington ratio  
distribution function

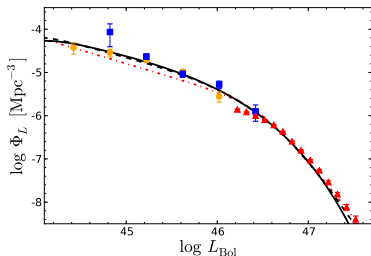
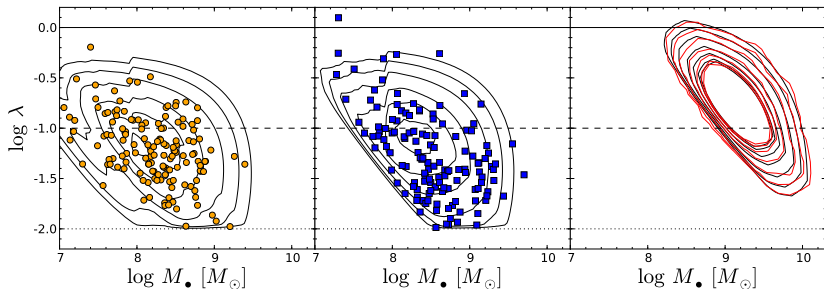


Schulze et al. (2015)

# Bivariate distribution function of $M_{\bullet}$ and $\lambda$ at $1 < z < 2$

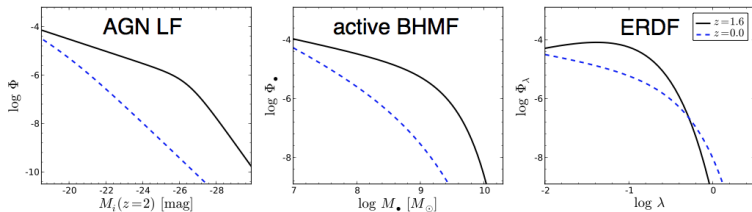


# Comparison with $M_{\bullet} - \lambda$ plane and AGN LF



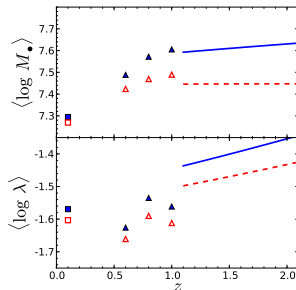
By construction the BHMF & ERDF is consistent with observed  $M_{\bullet} - \lambda$  plane and with bolometric AGN LF

# Evolution of the active black hole mass function and Eddington ratio distribution function

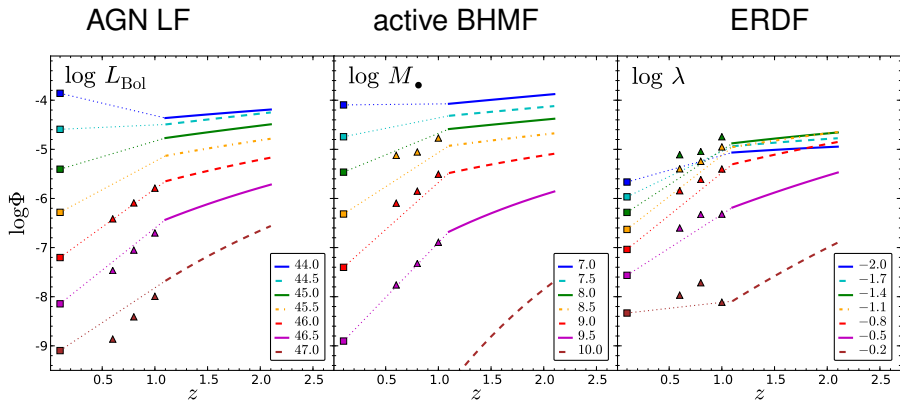


comparison with local distribution functions

- ⇒ strong downsizing in the active BHMF
- ⇒ decrease of average Eddington ratio towards  $z = 0$



# Evolution of the AGN space density



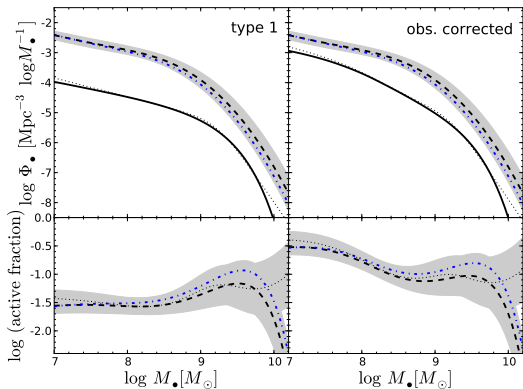
⇒ strong downsizing in the active BHMF

⇒ moderate evolution in ERDF

# Active black hole fraction at $z \sim 1.5$

compare to quiescent  
BHMF derived from  
stellar mass function

at  $z \approx 1.5$  broad line  
AGN active fraction  
almost independent of  
 $M_{\bullet}$

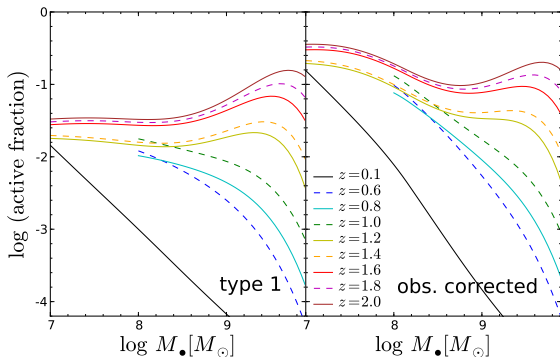




# The evolution of the active black hole fraction

weak evolution at  
 $\sim 10^7 M_{\bullet}$

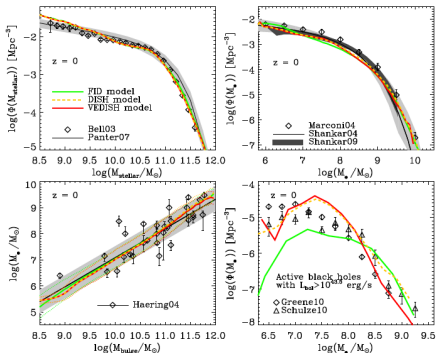
strong evolution  
at  $> 10^9 M_{\bullet}$



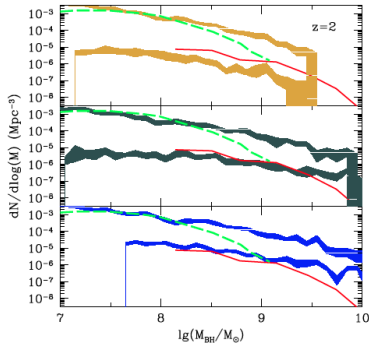
$\Rightarrow$  witness shutoff of black hole growth at the high mass end between  $z = 2$  and  $z = 0$

# Constraints on theoretical models

- ⇒ comparison with galaxy evolution models
- ⇒ discriminate between different models of galaxy evolution, AGN feedback, SMBH seeds



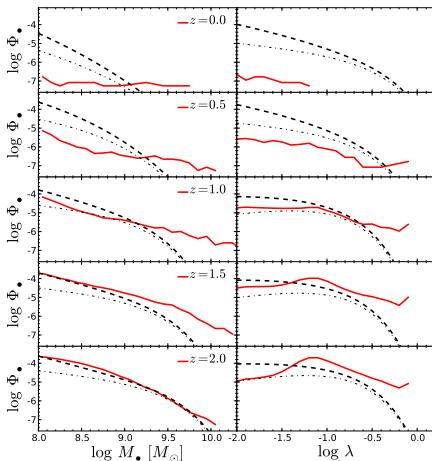
Hirschmann et al. (2012)



Natarajan & Volonteri (2012)

# Comparison with numerical simulations

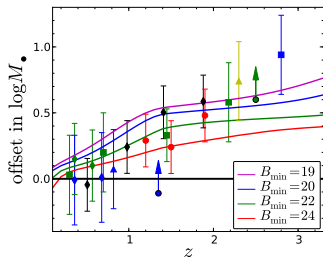
- comparison with simulation from Hirschmann et al. (2014)
- ⇒ good match at  $z > 1$  and  $M_{\bullet} < 10^{9.5}$
- ⇒ disagreement at low- $z$  and high  $M_{\bullet}$  => caused by radio-mode AGN feedback implementation



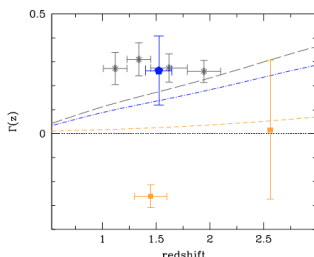
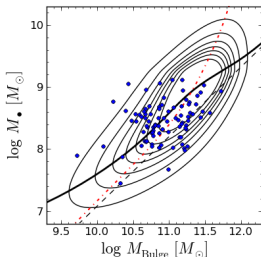
Schulze et al. (2015)

# Implications for the BH-bulge relations

- ⇒ cosmic evolution of the black hole-bulge relations provides constraints for coevolution models
- ⇒ understanding of biases on evolution of BH-bulge relations requires knowledge of distribution functions



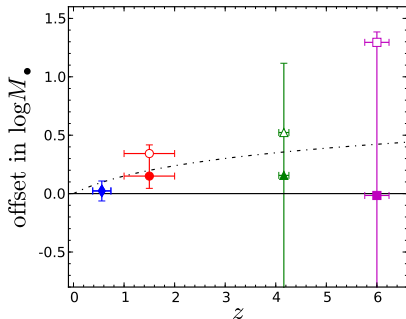
Schulze & Wisotzki (2011)



Bongiorno et al. (2014)

# Implications for the BH-bulge relations

- ⇒ selection effects can account for observed *apparent* trend of increasing  $M_{\bullet}/M_{*}$  ratio
- ⇒ no statistically significant evidence for positive evolution in  $M_{\bullet}$ -bulge relation with redshift, out to  $z \sim 6$



Schulze & Wisotzki (2014)

# Conclusions

---

- active BHMF and ERDF provide additional observational constraints on BH growth and galaxy evolution
- established at  $z < 2$
- ⇒ downsizing in AGN LF mainly driven by downsizing in the BHMF
- ⇒ shutoff of black hole growth at the high mass end from  $z = 2$  to  $z = 0$
- ⇒ new observational constraints for theoretical models of galaxy formation and BH growth